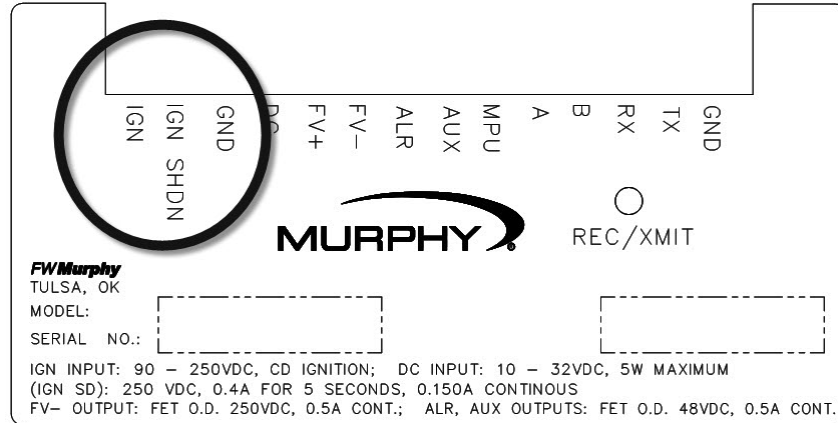


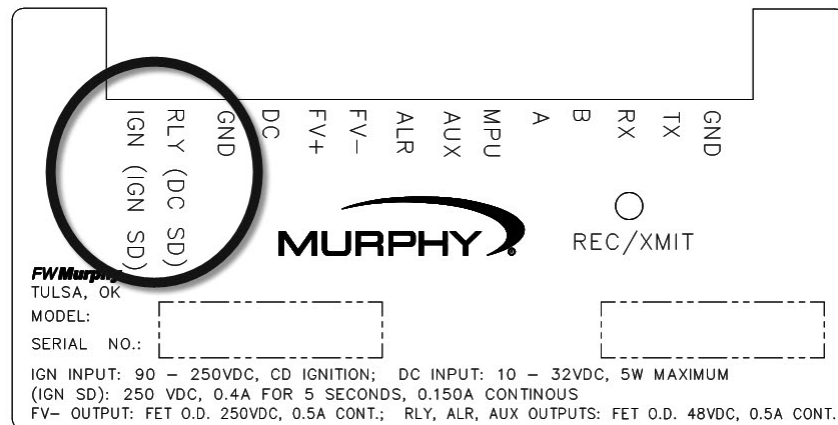
PSU Supplemental

PSU-2 Original Design




- If the PSU-2 matching the above referenced image, is being replaced by the below referenced image, **please see the reversed side of this document for wiring the new PSU-2.**

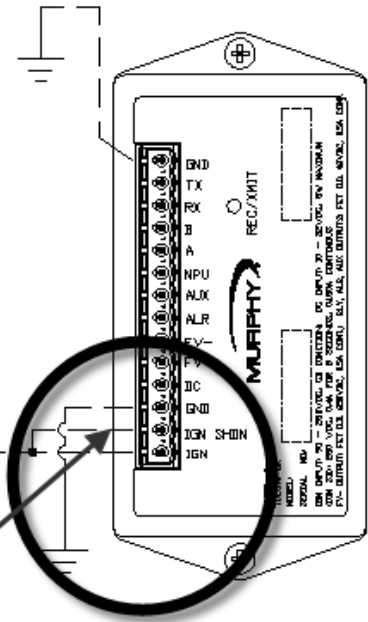
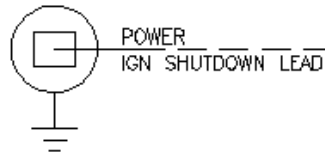
PSU-2 New Design



- **Setup A menu has changed.** With the change in design of the new PSU, the result is an additional output can be configured for additional application functionality. Please use IOM# 00-02-0697 for the setup configuration.

 to a successful change

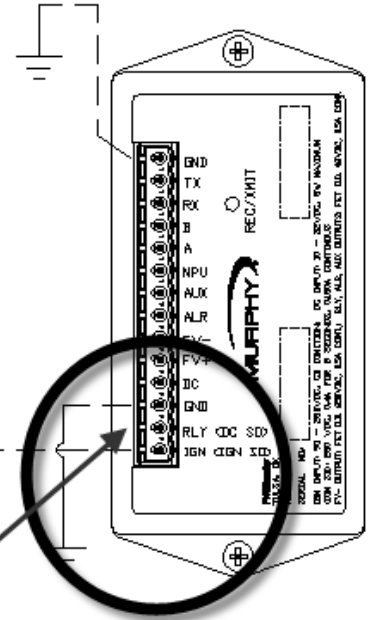
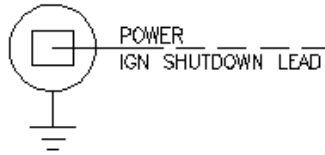
NEG GND
CD IGN SYSTEM
90VDC - 250VDC MAX



OLD

Jumper used to provide Ignition (G-Lead) grounding for shutdown

NEG GND
CD IGN SYSTEM
90VDC - 250VDC MAX



NEW

 Remove jumper with new PSU design. Ignition (G-Lead) grounding for shutdown is provided on single input

RJ Mann & Associates Inc.
Engine Controls & Panels/Compressor Parts
 860 North 9th Avenue, Brighton, CO 80603
 Ph: (303) 659-5139 Fax: (303) 659-5309
 www.rjmann.com

Warranty - A limited warranty on materials and workmanship is given with this FW Murphy product. A copy of the warranty may be viewed or printed by going to www.fwmurphy.com/support/warranty.htm